



2012



Round 6 : Phillip Island GP Circuit : August 17 - 19

SUPERSTOCK Qualifying 1

Date: 18/08/12
Event: Q01
Weather: Partly cloudy - Temp: 12.2C
Track: Drying - Temp: 16.9C

Started at: 09:00:01
Laps: 20 Min
Starters: 17
Printed at: 9:27

PROVISIONAL CLASSIFICATION

Pos	No	Gr	Name	Machine	Fastest Lap	On Lap	Behind Prev	Behind Leader	Top Speed
1	2	C	Daniel FALZON (SA) / Caterpillar / YRD / Yamaha Pitmans	Yamaha YZF-R6	1:40.762	5 of 6			248
2	32	C	James BECK (NSW) / Yamaha / YRD / Evermil / Shark Helmets / IPONE / IXON	Yamaha YZF-R6	1:41.691	9 of 10	.929	.929	245
3	93	C	Adrian DI GIANDOMENICO (VIC) / Stafford Motorcycles / Azzona Drainage / Würth Australia	Yamaha YZF-R6	1:41.988	8 of 9	.297	1.226	242
4	36	C	Brad GROSS (QLD) / Gross Racing / Silverstar / Penrite / Gimoto	Yamaha YZF-R6	1:42.614	8 of 12	.626	1.852	243
5	83	C	Kyle BUCKLEY (QLD) / YRD / Doyle Media Services / Motorcycle Accessory Shop	Yamaha YZF-R6	1:43.245	4 of 8	.631	2.483	245
6	68	D	Mitch LEVY (NSW) / Racers Edge Performance / Hills Motorcycles / Motul	Suzuki GSX-R	1:43.922	4 of 10	.677	3.160	241
7	58	C	Luke BURGESS (QLD) / Mackay Kawasaki / Kawasaki Australia / JP Piping	Kawasaki ZX6R	1:44.669	8 of 8	.747	3.907	236
8	22	C	Phil CZAJ (VIC) / Reevu / Supersprox / Stickerart	Yamaha YZF-R6	1:44.826	11 of 11	.157	4.064	234
9	34	C	James MUTTON (QLD) / Brisbane Motorcycles / Swann Insurance	Suzuki GSX-R	1:44.880	9 of 11	.054	4.118	236
10	67	D	Brenton HYDE (NSW) / Lismore Motorcycles / The Channon Tavern	Yamaha YZF-R6	1:45.273	5 of 10	.393	4.511	236
11	50	D	Callum SPRIGGS (QLD) / Allsite Concrete Cutting / YRD	Yamaha YZF-R6	1:45.608	7 of 9	.335	4.846	242
12	24	C	Daniel MAYES (QLD)	Suzuki GSX-R	1:47.996	8 of 8	2.388	7.234	239
13	78	C	Michael BLAIR (NSW)	Yamaha YZF-R6	1:48.346	9 of 11	.350	7.584	238
14	41	D	Aiden WAGNER (QLD)	Yamaha YZF-R6	1:48.704	2 of 2	.358	7.942	237
15	62	C	Mark ARNOLD (VIC)	Yamaha YZF-R6	1:53.303	10 of 10	4.599	12.541	220
16	76	C	Scott GAPPS (NSW) / TOAD Racing	Kawasaki ZX6R	1:54.866	6 of 6	1.563	14.104	232
17	81	C	Gary TIDD (VIC) / Waterjet Solutions	Yamaha YZF-R6	1:55.194	4 of 4	.328	14.432	214

Current qualifying record for STK class - 1:38.592 by Michael JONES (QLD) on a Yamaha YZF-R6 set on 25/02/11

*** Intermediate timing point 1 not working until half way through this session ***

*** Indicative qualifying time - 1:55.876 ***

The results are provisional until the end of the time limit for protests and appeals.

Scott Laing

Chief Time Keeper - Scott Laing

Tom Williams

Clerk of Course - Tom Williams



Computime Race Timing Systems Pty Ltd © 1996-2008

Licensed to Computime Race Timing Systems

www.computime.com.au

COMPUTIME RACE TIMING SYSTEMS PTY LTD

9 Timber Lane, Glen Waverley, Vic 3150. Ph : 0418 17 13 17

E-mail : scott@computime.com.au





2012



Round 6 : Phillip Island GP Circuit : August 17 - 19

SUPERSTOCK Qualifying 1

Date: 18/08/12
Event: Q01
Weather: Partly cloudy - Temp: 12.2C
Track: Drying - Temp: 16.9C

Started at: 09:00:01
Laps: 20 Min
Starters: 17
Printed at: 9:27


PROVISIONAL LAP TIMES


No	Name	Lap 1	Lap 2	Lap 3	Lap 4	Lap 5	Lap 6	Lap 7	Lap 8	Lap 9	Lap 10
2	Daniel FALZON (SA)	2:25.887	2:08.237	1:46.225	1:42.118	1:40.762	1:40.871				
22	Phil CZAJ (VIC)	2:05.671	1:52.373	1:49.369	1:49.902	1:47.490	1:46.579	1:46.937	1:46.526	1:48.676	1:46.248
	10	1:44.826									
24	Daniel MAYES (QLD)	2:08.864	1:52.012	1:50.237	1:52.580	1:48.504	4:57.820	1:57.612	1:47.996		
32	James BECK (NSW)	2:08.454	1:48.371	1:44.647	1:43.318	1:42.898	1:42.116	4:25.513	1:54.400	1:41.691	1:41.737
34	James MUTTON (QLD)	2:01.289	1:48.754	1:48.400	1:46.118	1:46.077	1:45.834	1:59.048	1:45.153	1:44.880	1:59.604
	10	1:44.950									
36	Brad GROSS (QLD)	2:06.455	1:49.731	1:45.695	1:44.502	1:43.954	1:42.917	1:42.988	1:42.614	1:43.926	1:43.084
	10	1:42.771	1:42.936								
41	Aiden WAGNER (QLD)	2:03.090	1:48.704								
50	Callum SPRIGGS (QLD)	2:10.332	3:08.008	2:07.873	1:49.750	1:47.853	1:46.546	1:45.608	3:59.954	1:59.060	
58	Luke BURGESS (QLD)	2:04.354	1:48.842	1:45.565	3:33.685	2:08.138	1:47.653	1:44.946	1:44.669		
62	Mark ARNOLD (VIC)	2:21.151	2:02.053	1:58.979	1:56.063	1:56.265	1:56.650	1:55.558	1:54.431	1:54.857	1:53.303
67	Brenton HYDE (NSW)	2:13.753	1:55.008	1:47.088	1:46.679	1:45.273	1:49.873	2:10.230	1:47.166	1:45.592	1:46.055
68	Mitch LEVY (NSW)	2:00.284	1:46.152	1:45.279	1:43.922	1:44.684	4:03.558	1:54.331	1:44.372	1:43.959	1:44.024
76	Scott GAPPS (NSW)	2:23.393	2:01.580	1:58.569	3:33.071	2:15.888	1:54.866				
78	Michael BLAIR (NSW)	2:10.255	1:54.417	1:50.404	1:49.864	1:48.485	1:49.815	1:49.157	1:49.243	1:48.346	1:49.272
	10	1:49.305									
81	Gary TIDD (VIC)	2:09.343	1:57.166	1:57.270	1:55.194						
83	Kyle BUCKLEY (QLD)	2:05.947	1:45.570	1:44.923	1:43.245	2:40.473	1:55.404	1:43.248	1:43.292		
93	Adrian DI GIANDOMENICO (VIC)	2:02.977	2:05.640	1:42.369	1:42.008	2:45.031	2:04.752	1:43.996	1:41.988	1:47.518	

*** Intermediate timing point 1 not working until half way through this session ***

*** Indicative qualifying time - 1:55.876 ***

The results are provisional until the end of the time limit for protests and appeals.


Chief Time Keeper - Scott Laing


Clerk of Course - Tom Williams



Computime Race Timing Systems Pty Ltd © 1996-2008


Licensed to Computime Race Timing Systems

www.computime.com.au

COMPUTIME RACE TIMING SYSTEMS PTY LTD

9 Timber Lane, Glen Waverley, Vic 3150. Ph : 0418 17 13 17

E-mail : scott@computime.com.au





2012



Round 6 : Phillip Island GP Circuit : August 17 - 19

SUPERSTOCK Qualifying 1

Date: 18/08/12
Event: Q01
Weather: Partly cloudy - Temp: 12.2C
Track: Drying - Temp: 16.9C

Started at: 09:00:01
Laps: 20 Min
Starters: 17
Printed at: 9:27

PROVISIONAL SPLIT TIMES

Lap	Split 1	Split 2	Split 3	Lap Time	Speed	Lap	Split 1	Split 2	Split 3	Lap Time	Speed
2 Daniel FALZON (SA) (1st)						58 Luke BURGESS (QLD) (7th)					
1		1:29.207	56.680	2:25.887		1		1:33.410	30.944	2:04.354	
2		1:38.613	29.624	2:08.237		2		1:19.329	29.513	1:48.842	234
3		1:17.098	29.127	1:46.225	246	3		1:16.713	28.852	1:45.565	233
4		1:13.942	28.176	1:42.118	247	4		1:29.229	2:04.456	3:33.685	207
5		1:12.727	28.035	1:40.762	246	5	56.472	42.443	29.223	2:08.138	
6	32.276	40.399	28.196	1:40.871	248	6	34.905	43.058	29.690	1:47.653	236
						7	34.536	41.354	29.056	1:44.946	234
						8	34.490	41.400	28.779	1:44.669	231
22 Phil CZAJ (VIC) (8th)						62 Mark ARNOLD (VIC) (15th)					
1		1:34.367	31.304	2:05.671		1		1:44.971	36.180	2:21.151	
2		1:20.679	31.694	1:52.373	229	2		1:28.338	33.715	2:02.053	216
3		1:19.389	29.980	1:49.369	233	3		1:26.239	32.740	1:58.979	219
4		1:19.759	30.143	1:49.902	232	4		1:23.216	32.847	1:56.063	220
5		1:17.629	29.861	1:47.490	233	5		1:24.165	32.100	1:56.265	218
6	34.807	42.301	29.471	1:46.579	232	6	38.895	46.037	31.718	1:56.650	214
7	34.514	42.432	29.991	1:46.937	232	7	38.468	45.359	31.731	1:55.558	218
8	34.766	42.168	29.592	1:46.526	228	8	38.027	44.612	31.792	1:54.431	215
9	34.340	44.092	30.244	1:48.676	231	9	38.260	45.224	31.373	1:54.857	216
10	35.059	41.933	29.256	1:46.248	234	10	37.640	44.623	31.040	1:53.303	218
11	34.215	41.300	29.311	1:44.826	232						
24 Daniel MAYES (QLD) (12th)						67 Brenton HYDE (NSW) (10th)					
1		1:36.662	32.202	2:08.864		1		1:39.841	33.912	2:13.753	
2		1:21.861	30.151	1:52.012	235	2		1:24.547	30.461	1:55.008	228
3		1:19.499	30.738	1:50.237	238	3		1:17.594	29.494	1:47.088	235
4		1:19.948	32.632	1:52.580	239	4		1:17.054	29.625	1:46.679	234
5		1:18.571	29.933	1:48.504	236	5		1:15.883	29.390	1:45.273	236
6	48.920	46.828	3:22.072	4:57.820	235	6	35.163	44.765	29.945	1:49.873	233
7	42.759	44.415	30.438	1:57.612		7	34.044	1:05.628	30.558	2:10.230	234
8	35.102	43.021	29.873	1:47.996	238	8	34.660	42.721	29.785	1:47.166	234
						9	34.389	41.786	29.417	1:45.592	235
						10	34.272	42.012	29.771	1:46.055	235
32 James BECK (NSW) (2nd)						68 Mitch LEVY (NSW) (6th)					
1		1:36.846	31.608	2:08.454		1		1:30.086	30.198	2:00.284	
2		1:18.926	29.445	1:48.371	239						
3		1:15.865	28.782	1:44.647	240						
4		1:14.529	28.789	1:43.318	241						

Scott Laing
Chief Time Keeper - Scott Laing

Tom Williams
Clerk of Course - Tom Williams



Computime Race Timing Systems Pty Ltd © 1996-2008

Licensed to Computime Race Timing Systems

www.computime.com.au

COMPUTIME RACE TIMING SYSTEMS PTY LTD

9 Timber Lane, Glen Waverley, Vic 3150. Ph : 0418 17 13 17

E-mail : scott@computime.com.au





2012



Round 6 : Phillip Island GP Circuit : August 17 - 19

SUPERSTOCK Qualifying 1

Date: 18/08/12
Event: Q01
Weather: Partly cloudy - Temp: 12.2C
Track: Drying - Temp: 16.9C

Started at: 09:00:01
Laps: 20 Min
Starters: 17
Printed at: 9:27

PROVISIONAL SPLIT TIMES

Lap	Split 1	Split 2	Split 3	Lap Time	Speed	Lap	Split 1	Split 2	Split 3	Lap Time	Speed
5		1:14.284	28.614	1:42.898	240	2	1:16.873	29.279	1:46.152	237	
6	33.003	40.597	28.516	1:42.116	241	3	1:16.023	29.256	1:45.279	237	
7	33.191	41.381	3:10.941	4:25.513	238	4	1:14.892	29.030	1:43.922	238	
8	42.642	42.981	28.777	1:54.400		5	1:15.142	29.542	1:44.684	238	
9	32.912	40.243	28.536	1:41.691	241	6	33.742	1:06.361	2:23.455	4:03.558	239
10	33.085	40.091	28.561	1:41.737	245	7	42.415	42.628	29.288	1:54.331	
						8	33.988	41.307	29.077	1:44.372	235
34 James MUTTON (QLD) (9th)						9	33.868	41.140	28.951	1:43.959	237
1		1:29.949	31.340	2:01.289		10	33.980	40.936	29.108	1:44.024	241
2		1:18.841	29.913	1:48.754	236						
3		1:18.360	30.040	1:48.400	236	76 Scott GAPPS (NSW) (16th)					
4		1:16.542	29.576	1:46.118	236	1	1:47.784	35.609	2:23.393		
5		1:16.217	29.860	1:46.077	236	2	1:28.868	32.712	2:01.580	209	
6	34.322	41.819	29.693	1:45.834	228	3	1:26.610	31.959	1:58.569	214	
7	34.323	54.278	30.447	1:59.048	235	4	1:24.353	2:08.718	3:33.071	232	
8	33.970	41.702	29.481	1:45.153	236	5	55.010	48.643	32.235	2:15.888	
9	33.968	41.484	29.428	1:44.880	235	6	37.853	45.575	31.438	1:54.866	232
10	40.121	48.987	30.496	1:59.604	215						
11	33.770	41.533	29.647	1:44.950	235	78 Michael BLAIR (NSW) (13th)					
						1	1:37.990	32.265	2:10.255		
36 Brad GROSS (QLD) (4th)						2	1:23.996	30.421	1:54.417	220	
1		1:31.316	35.139	2:06.455		3	1:20.820	29.584	1:50.404	235	
2		1:20.064	29.667	1:49.731	239	4	1:19.971	29.893	1:49.864	237	
3		1:16.547	29.148	1:45.695	239	5	1:19.004	29.481	1:48.485	237	
4		1:15.454	29.048	1:44.502	243	6	36.022	43.779	30.014	1:49.815	238
5		1:14.995	28.959	1:43.954	241	7	36.068	43.292	29.797	1:49.157	237
6	33.582	40.739	28.596	1:42.917	239	8	36.164	43.360	29.719	1:49.243	235
7	33.561	40.900	28.527	1:42.988	238	9	35.984	42.942	29.420	1:48.346	237
8	33.197	40.567	28.850	1:42.614	239	10	36.174	43.213	29.885	1:49.272	233
9	34.121	41.107	28.698	1:43.926	241	11	36.086	42.960	30.259	1:49.305	237
10	33.588	40.793	28.703	1:43.084	240						
11	33.358	40.682	28.731	1:42.771	241	81 Gary TIDD (VIC) (17th)					
12	33.594	40.663	28.679	1:42.936	238	1	1:36.423	32.920	2:09.343		
						2	1:25.577	31.589	1:57.166	210	
41 Aiden WAGNER (QLD) (14th)						3	1:25.440	31.830	1:57.270	198	
1		1:31.381	31.709	2:03.090		4	1:23.689	31.505	1:55.194	193	

Scott Laing
Chief Time Keeper - Scott Laing

Tom Williams
Clerk of Course - Tom Williams



Computime Race Timing Systems Pty Ltd © 1996-2008


Licensed to Computime Race Timing Systems

www.computime.com.au

COMPUTIME RACE TIMING SYSTEMS PTY LTD

9 Timber Lane, Glen Waverley, Vic 3150. Ph : 0418 17 13 17

E-mail : scott@computime.com.au





2012



Round 6 : Phillip Island GP Circuit : August 17 - 19

SUPERSTOCK Qualifying 1

Date: 18/08/12
Event: Q01
Weather: Partly cloudy - Temp: 12.2C
Track: Drying - Temp: 16.9C

Started at: 09:00:01
Laps: 20 Min
Starters: 17
Printed at: 9:27

PROVISIONAL SPLIT TIMES

Lap	Split 1	Split 2	Split 3	Lap Time	Speed	Lap	Split 1	Split 2	Split 3	Lap Time	Speed
2		<u>1:19.080</u>	<u>29.624</u>	<u>1:48.704</u>	237						
50 Callum SPRIGGS (QLD) (11th)						83 Kyle BUCKLEY (QLD) (5th)					
1		1:37.305	33.027	2:10.332		1		1:35.304	30.643	2:05.947	
2				3:08.008	228	2		1:16.411	29.159	1:45.570	237
3		1:36.588	31.285	2:07.873		3		1:16.056	<u>28.867</u>	1:44.923	244
4		1:19.416	30.334	1:49.750	238	4		1:14.328	28.917	<u>1:43.245</u>	244
5	35.051	42.842	29.960	1:47.853	238	5				2:40.473	244
6	34.371	42.539	29.636	1:46.546	241	6	39.365	46.576	29.463	1:55.404	
7	<u>34.193</u>	<u>42.139</u>	<u>29.276</u>	<u>1:45.608</u>	241	7	<u>33.101</u>	<u>41.116</u>	29.031	1:43.248	244
8	34.275	42.627	2:43.052	3:59.954	242	8	33.129	41.137	29.026	1:43.292	245
9	44.676	44.091	30.293	1:59.060		93 Adrian DI GIANDOMENICO (VIC) (3rd)					
						1		1:33.472	29.505	2:02.977	
						2		1:35.591	30.049	2:05.640	238
						3		1:14.023	<u>28.346</u>	1:42.369	239
						4		1:13.418	28.590	1:42.008	242
						5		1:14.161	1:30.870	2:45.031	238
						6	47.995	47.302	29.455	2:04.752	
						7	32.996	41.904	29.096	1:43.996	241
						8	<u>32.973</u>	<u>40.431</u>	28.584	<u>1:41.988</u>	239
						9	36.087	42.523	28.908	1:47.518	240

*** Intermediate timing point 1 not working until half way through this session ***

*** Indicative qualifying time - 1:55.876 ***

The results are provisional until the end of the time limit for protests and appeals.

Scott Laing
Chief Time Keeper - Scott Laing

Tom Williams
Clerk of Course - Tom Williams



Computime Race Timing Systems Pty Ltd © 1996-2008

Licensed to Computime Race Timing Systems

www.computime.com.au

COMPUTIME RACE TIMING SYSTEMS PTY LTD

9 Timber Lane, Glen Waverley, Vic 3150. Ph : 0418 17 13 17

E-mail : scott@computime.com.au





2012



Round 6 : Phillip Island GP Circuit : August 17 - 19

SUPERSTOCK Qualifying 1

Date: 18/08/12
Event: Q01
Weather: Partly cloudy - Temp: 12.2C
Track: Drying - Temp: 16.9C

Started at: 09:00:01
Laps: 20 Min
Starters: 17
Printed at: 9:27

PROVISIONAL FASTEST LAPS SEQUENCE

Race Time	No	Name	Machine	Fastest Lap	On Lap
2:10.758	58	Luke BURGESS (QLD)	Kawasaki ZX6R	2:04.354	1
2:17.171	93	Adrian DI GIANDOMENICO (VIC)	Yamaha YZF-R6	2:02.977	1
2:30.302	34	James MUTTON (QLD)	Suzuki GSX-R	2:01.289	1
2:39.651	68	Mitch LEVY (NSW)	Suzuki GSX-R	2:00.284	1
3:59.600	58	Luke BURGESS (QLD)	Kawasaki ZX6R	1:48.842	2
4:11.917	32	James BECK (NSW)	Yamaha YZF-R6	1:48.371	2
4:25.803	68	Mitch LEVY (NSW)	Suzuki GSX-R	1:46.152	2
4:31.047	83	Kyle BUCKLEY (QLD)	Yamaha YZF-R6	1:45.570	2
5:45.165	58	Luke BURGESS (QLD)	Kawasaki ZX6R	1:45.565	3
5:56.564	32	James BECK (NSW)	Yamaha YZF-R6	1:44.647	3
6:05.180	93	Adrian DI GIANDOMENICO (VIC)	Yamaha YZF-R6	1:42.369	3
7:47.188	93	Adrian DI GIANDOMENICO (VIC)	Yamaha YZF-R6	1:42.008	4
10:11.703	2	Daniel FALZON (SA)	Yamaha YZF-R6	1:40.762	5

*** Intermediate timing point 1 not working until half way through this session ***

*** Indicative qualifying time - 1:55.876 ***

The results are provisional until the end of the time limit for protests and appeals.

Chief Time Keeper - Scott Laing

Clerk of Course - Tom Williams



Computime Race Timing Systems Pty Ltd © 1996-2008


Licensed to Computime Race Timing Systems

www.computime.com.au

COMPUTIME RACE TIMING SYSTEMS PTY LTD

9 Timber Lane, Glen Waverley, Vic 3150. Ph : 0418 17 13 17

E-mail : scott@computime.com.au





2012



Round 6 : Phillip Island GP Circuit : August 17 - 19

SUPERSTOCK Qualifying 1

Date: 18/08/12
Event: Q01
Weather: Partly cloudy - Temp: 12.2C
Track: Drying - Temp: 16.9C

Started at: 09:00:01
Laps: 20 Min
Starters: 17
Printed at: 9:27

PROVISIONAL BEST PARTIAL TIMES

Pos	Name	Split 1		Split 2		Split 3		LAP	Ideal	Fastest
		Time	Name	Time	Name	Time	Name			
1	D. FALZON	32.276	J. BECK	40.091	D. FALZON	28.035	D. FALZON	1:40.710	1:40.762	
2	J. BECK	32.912	D. FALZON	40.399	A. DI GIANDOMENICO	28.346	J. BECK	1:41.519	1:41.691	
3	K. BUCKLEY	32.956	A. DI GIANDOMENICO	40.431	J. BECK	28.516	A. DI GIANDOMENICO	1:41.750	1:41.988	
4	A. DI GIANDOMENICO	32.973	B. GROSS	40.567	B. GROSS	28.527	B. GROSS	1:42.291	1:42.614	
5	B. GROSS	33.197	M. LEVY	40.936	L. BURGESS	28.779	K. BUCKLEY	1:42.939	1:43.245	
6	M. LEVY	33.742	K. BUCKLEY	41.116	K. BUCKLEY	28.867	M. LEVY	1:43.629	1:43.922	
7	J. MUTTON	33.770	P. CZAJ	41.300	M. LEVY	28.951	L. BURGESS	1:44.623	1:44.669	
8	B. HYDE	34.044	L. BURGESS	41.354	P. CZAJ	29.256	J. MUTTON	1:44.682	1:44.880	
9	C. SPRIGGS	34.193	J. MUTTON	41.484	C. SPRIGGS	29.276	P. CZAJ	1:44.771	1:44.826	
10	P. CZAJ	34.215	B. HYDE	41.786	B. HYDE	29.390	B. HYDE	1:45.220	1:45.273	
11	L. BURGESS	34.490	C. SPRIGGS	42.139	M. BLAIR	29.420	C. SPRIGGS	1:45.608	1:45.608	
12	D. MAYES	35.008	M. BLAIR	42.942	J. MUTTON	29.428	D. MAYES	1:47.902	1:47.996	
13	M. BLAIR	35.984	D. MAYES	43.021	A. WAGNER	29.624	M. BLAIR	1:48.346	1:48.346	
14	S. GAPPS	37.010	M. ARNOLD	44.612	D. MAYES	29.873	M. ARNOLD	1:53.292	1:53.303	
15	M. ARNOLD	37.640	S. GAPPS	45.575	M. ARNOLD	31.040	S. GAPPS	1:54.023	1:54.866	
16			A. WAGNER	1:53.779	S. GAPPS	31.438	A. WAGNER		1:48.704	
17			G. TIDD	2:47.502	G. TIDD	31.505	G. TIDD		1:55.194	

*** Intermediate timing point 1 not working until half way through this session ***

*** Indicative qualifying time - 1:55.876 ***

The results are provisional until the end of the time limit for protests and appeals.

Chief Time Keeper - Scott Laing

Clerk of Course - Tom Williams



Computime Race Timing Systems Pty Ltd © 1996-2008

Licensed to Computime Race Timing Systems

www.computime.com.au

COMPUTIME RACE TIMING SYSTEMS PTY LTD

9 Timber Lane, Glen Waverley, Vic 3150. Ph : 0418 17 13 17

E-mail : scott@computime.com.au

